

# Online Appendix

## Bid Preference Programs and Participation in Highway Procurement Auctions

Elena Krasnokutskaya

Department of Economics, University of Pennsylvania\*

Katja Seim

Department of Business & Public Policy, University of Pennsylvania†

August 2010

### Abstract

This appendix explores in more detail issues dealt with only briefly in the paper “Bid Preferences and Participation in Highway Procurement Auctions”. It provides a detailed description of the assumptions underlying the empirical model, derives the empirical moment conditions used in estimation, and proves the nonparametric identification of the distributions of interest. It then examines the optimal discount policy for projects where the cost to the government is minimized by excluding one group of bidders from participation. In Section 3, it summarizes interviews with industry insiders regarding the timing of the flow of information during the bidding process. Lastly, it includes several additional figures and tables in support of the empirical analyses in the main paper.

**Keywords:** Bid preference programs, auction participation, asymmetric bidders.

**JEL Classification:** D44, L10, H11, H57

---

\*3718 Locust Walk, Philadelphia, PA 19104. Email: ekrasnok@sas.upenn.edu.

†3620 Locust Walk, Philadelphia, PA 19104. Email: kseim@wharton.upenn.edu.

# 1 Empirical Model: Specification, Estimation, and Identification Details

## 1.1 Summary of the Empirical Model

At the time of announcement, a procurement project is characterized by a set of observable characteristics  $(x_j, z_j)$  and unobserved characteristic  $u_j$  where  $(x_j, u_j)$  and  $z_j$  denote characteristics that affect the distributions of project cost,  $F_c^k(\cdot|x_j, u_j)$ , and the distribution of entry costs,  $G_d^k(\cdot|z_j)$ , respectively. After the project is announced, firms identify themselves as potential bidders. Denote the numbers of potential bidders for project  $j$  by  $(N_{1j}, N_{2j})$ .

Each potential bidder  $i$  observes  $(x_j, u_j, z_j, N_{1j}, N_{2j})$  and his private entry cost realization,  $d_{ij}$ . On the basis of this information, a potential bidder makes the participation decision,  $I_{ij}(d_{ij}, x_j, u_j, z_j, N_{1j}, N_{2j})$ , where  $I_{ij} = 1$  if bidder  $i$  participates in the auction for project  $j$  and  $I_{ij} = 0$  otherwise. This participation strategy is characterized by a group-specific cut-off point on the support of the entry cost distribution,  $D_k(x_j, u_j, z_j, N_{1j}, N_{2j})$ . The equilibrium participation strategy is consistent with bidders' beliefs about the likelihood of their competitors' participation in the auction (and the observed participation probabilities):

$$p_k(x_j, u_j, z_j, N_{1j}, N_{2j}) = \int I_{ij}(d_{ij}, x_j, u_j, z_j, N_{1j}, N_{2j}) dG_d^k(d_{ij}|z_j).$$

After participation decisions are made, the numbers of actual bidders,  $(n_{1j}, n_{2j})$ , are realized. Conditional on  $(x_j, u_j, z_j, N_{1j}, N_{2j})$  the number of actual bidders,  $n_{kj}$ , is distributed according to a binomial distribution with a probability of success of  $p_k(x_j, u_j, z_j, N_{1j}, N_{2j})$  and  $N_{kj}$  trials.

Participating firms invest into discovering their project costs,  $c_{ij}$ , and prepare their bids,  $b_{ij} = \beta_{k(i)}(c_{ij}|n_{1j}, n_{2j}, F_c^1(\cdot|x_j, u_j), F_c^2(\cdot|x_j, u_j))$ , to be submitted to the auctioneer. Here  $\beta_k(\cdot|n_{1j}, n_{2j}, F_c^1, F_c^2)$  denotes the bidding strategy used by firms of group  $k$  in the auction for project  $j$ . The distribution of bids submitted for a project characterized by  $(x_j, u_j, n_{1j}, n_{2j})$  is given by

$$F_b^k(b|x_j, u_j, n_{1j}, n_{2j}) = F_c^k(\beta_k^{-1}(b|x_j, u_j, n_{1j}, n_{2j})|x_j, u_j).$$

## 1.2 Assumptions

In this section, we list the assumptions that we impose on bidders' project and entry cost distributions that give rise to the empirical model in the paper. We assume that bidders' project costs satisfy the following assumptions:

- (A-1)  $c_{ij} = \tilde{c}_{ij}u_j$ , where  $\tilde{c}_{ij}$  denotes the firm-specific component of bidders' costs and  $u_j$  the unobserved project heterogeneity component that is observed by all bidders, but unobserved

by the econometrician.

Assumption (A-1) implies that  $\beta_{k(i)}(c_{ij}|x_j, u_j, n_{1j}, n_{2j}) = u_j \tilde{\beta}_{k(i)}(\tilde{c}_{ij}|x_j, n_{1j}, n_{2j})$  where  $\beta_k(\cdot|\cdot)$  and  $\tilde{\beta}_k(\cdot|\cdot)$  denote the group- $k$  bidding strategies associated with an arbitrary  $u_j$  and with  $u_j = 1$ , respectively. Thus,  $b_{ij} = \tilde{b}_{ij} u_j$  and  $\ln(b_{ij}) = \ln(\tilde{b}_{ij}) + \ln(u_j)$ .

(A-2) The log of the unobserved heterogeneity component is distributed according to a normal distribution. The conditional expectation and variance of  $\ln(u_j)$  are  $E[\ln(u_j)|x_j, z_j, N_{1j}, N_{2j}] = 0$  and  $\text{Var}(\ln(u_j)|x_j, z_j, N_{1j}, N_{2j}) = \sigma_u^2$ .

(A-3)  $\tilde{c}_{ij}$  are mutually independent conditionally on  $(x_j, N_{1j}, N_{2j})$  and independent of the unobserved project heterogeneity component,  $u_j$ :

$$\begin{aligned} F_{\tilde{c}|x,u}(\tilde{c}_{1j}, \dots, \tilde{c}_{N_{1j}+N_{2j},j}|x_j, u_j) &= \\ &= F_{\tilde{c}|x}(\tilde{c}_{1j}, \dots, \tilde{c}_{N_{1j}+N_{2j},j}|x_j) = \prod_{i=1}^{N_{1j}} F_{\tilde{c}}^1(\tilde{c}_{ij}|x_j) \prod_{i=1}^{N_{2j}} F_{\tilde{c}}^2(\tilde{c}_{ij}|x_j) \end{aligned}$$

for every  $(\tilde{c}_{1j}, \dots, \tilde{c}_{N_{1j}+N_{2j},j})$  that are points of continuity for  $F_{\tilde{c}}^1(\cdot|x_j)$  and  $F_{\tilde{c}}^2(\cdot|x_j)$ .

(A-4) The log of the firm-specific bid component is distributed according to a normal distribution. The conditional expectation and variance of  $\ln(\tilde{b}_{ij})$  are given by:

$$\begin{aligned} E[\ln(\tilde{b}_{ij})|x_j, n_{1j}, n_{2j}] &= [x_j, n_{1j}, n_{2j}]' \alpha_{k(i)} \\ \text{Var}[\ln(\tilde{b}_{ij})|x_j, n_{1j}, n_{2j}] &= (\exp(y_j' \eta_{k(i)}))^2 \end{aligned}$$

Here,  $y_j$  includes some of  $[x_j, n_{1j}, n_{2j}]$  and, possibly, their squares.

Further, we assume that bidders' entry costs satisfy the following assumptions:

(A-5) Entry costs  $d_{ij}$  are distributed according to a normal distribution left-truncated at 0 with mean  $E[d_{ij}|z_j] = z_j' \gamma_k$  and a constant group-specific standard deviation  $\sigma_k^G$ . The conditional expectation and variance of  $d_{ij}$  are given by:

$$\begin{aligned} E[d_{ij}|x_j, z_j, N_{1j}, N_{2j}] &= z_j' \gamma_{k(i)} \\ \text{Var}[d_{ij}|x_j, z_j, N_{1j}, N_{2j}] &= \sigma_{k(i)}^2. \end{aligned}$$

(A-6) Entry costs  $d_{ij}$  are private information to firm  $i$  and are mutually independent conditionally on  $(x_j, z_j, N_{1j}, N_{2j})$  and independent of the unobserved project heterogeneity compo-

nent,  $u_j$ :

$$G_{d|x,z,N_1,N_2}(d_{1j}, \dots, d_{N_1+N_2,j}|x_j, z_j, N_{1j}, N_{2j}, u_j) = \prod_{i=1}^{N_{1j}} G_1(d_{ij}|x_j, z_j, N_{1j}, N_{2j}) \prod_{i=1}^{N_{2j}} G_2(d_{ij}|x_j, z_j, N_{1j}, N_{2j}).$$

### 1.3 Entry equilibrium and conditional distribution of $u_j$

Recall that a potential bidder  $i$ 's participation strategy is characterized by a group-specific cut-off point on the support of the entry cost distribution,  $D_k(x_j, u_j, z_j, N_{1j}, N_{2j})$ , resulting in equilibrium participation beliefs of  $p_k(x_j, u_j, z_j, N_{1j}, N_{2j})$ . Assumption (A-6) implies that conditional on  $(x_j, u_j, z_j, N_{1j}, N_{2j})$ , the number of actual bidders is distributed according to the product of two binomial distributions with probabilities of success given by  $p_k(x_j, u_j, z_j, N_{1j}, N_{2j})$  and  $N_{k,j}$  trials,  $k = 1, 2$ :

$$\Pr(n_{1j} = k_1, n_{2j} = k_2|x_j, u_j, z_j, N_{1j}, N_{2j}) = C_{N_{1j}}^{k_1} C_{N_{2j}}^{k_2} p_1(\cdot)^{k_1} (1 - p_1(\cdot))^{N_{1j}-k_1} p_2(\cdot)^{k_2} (1 - p_2(\cdot))^{N_{2j}-k_2},$$

where  $C_N^k$  denotes the binomial coefficient of choosing  $k$  bidders out of  $N$  potential competitors,  $N!/(k!(N-k)!)$ .

An important and immediate consequence of the endogenously determined numbers of bidders,  $(n_{1j}, n_{2j})$ , is that

$$h(u_j|n_{1j}, n_{2j}) \neq h(u_j)$$

since the joint distribution of  $(n_{1j}, n_{2j})$  depends on  $u$ . Specifically,

$$\begin{aligned} h_u(u_j|n_{1j}, n_{2j}) &= \frac{\tilde{P}(u_j, n_{1j}, n_{2j})}{\tilde{P}(n_{1j}, n_{2j})} = \\ &= \frac{\sum_{N_{1j}, N_{2j}} \tilde{P}(n_{1j}, n_{2j}|N_{1j}, N_{2j}, u_j) h_u(u_j|N_{1j}, N_{2j})}{\int \sum_{N_{1j}, N_{2j}} \tilde{P}(n_{1j}, n_{2j}|N_{1j}, N_{2j}, u_j) h_u(u_j|N_{1j}, N_{2j}) du} = \\ &= \frac{\sum_{N_{1j}, N_{2j}} \tilde{P}(n_{1j}, n_{2j}|N_{1j}, N_{2j}, u_j) h_u(u_j)}{\int \sum_{N_{1j}, N_{2j}} \tilde{P}(n_{1j}, n_{2j}|N_{1j}, N_{2j}, u_j) h_u(u_j) du}. \end{aligned}$$

Here,  $\tilde{P}(u_j, n_{1j}, n_{2j})$  denotes the joint probability of  $(u_j, n_{1j}, n_{2j})$  and  $\tilde{P}(n_{1j}, n_{2j}|N_{1j}, N_{2j}, u_j)$  is the probability of  $(n_{1j}, n_{2j})$  conditional on  $(N_{1j}, N_{2j}, u_j)$ .

## 1.4 Moment Conditions: Bid Distribution

In this section we use assumptions (A-1) through (A-4) to derive moment conditions to estimate the parameters of the bid distribution.

**First Order Moments.** Assumptions (A-1) and (A-4) imply that

$$\begin{aligned}\ln(\tilde{b}_{ij}) &= [x_j, n_{1j}, n_{2j}]' \alpha_{k(i)} + \varepsilon_{ij} \\ \text{where } E[\varepsilon_{ij} | x_j, n_{1j}, n_{2j}] &= 0, \text{ and} \\ \ln(b_{ij}) &= [x_j, n_{1j}, n_{2j}]' \alpha_{k(i)} + \ln(u_j) + \varepsilon_{ij}.\end{aligned}$$

Then

$$\begin{aligned}m_1 &= E[x_j'(\ln(b_{ij}) - [x_j, n_{1j}, n_{2j}]' \alpha_{k(i)})] = \\ & E_{x, n_1, n_2}[E[x_j'(\ln(b_{ij}) - [x_j, n_{1j}, n_{2j}]' \alpha_{k(i)}) | x_j, n_{1j}, n_{2j}]] = \\ & E_{x, n_1, n_2}[E[x_j'(\ln(u_j) + \varepsilon_{ij}) | x_j, n_{1j}, n_{2j}]] = \\ & E_x[x_j' E[\ln(u_j) | x_j]] + E_{x, n_1, n_2}[x_j' E[\varepsilon_{ij} | x_j, n_1, n_2]] = 0.\end{aligned}$$

An empirical counterpart of this moment condition is

$$\hat{m}_1 = \frac{1}{\sum_{j=1}^J (n_{1j} + n_{2j})} \sum_{j=1}^J \sum_{i=1}^{n_{1j} + n_{2j}} [x_j'(\ln(b_{ij}) - [x_j, n_{1j}, n_{2j}]' \alpha_{k(i)})].$$

Next,

$$\begin{aligned}m_2 &= E[n_{kj}(\ln(b_{ij}) - [x_j, n_{1j}, n_{2j}]' \alpha_{k(i)})] = \\ & E_{x, n_1, n_2}[E[n_{kj}(\ln(b_{ij}) - [x_j, n_{1j}, n_{2j}]' \alpha_{k(i)}) | x_j, n_{1j}, n_{2j}]] = \\ & E_{x, n_1, n_2}[E[n_{kj}(\ln(u_j) + \varepsilon_{ij}) | x_j, n_{1j}, n_{2j}]] = \\ & E_{x, n_1, n_2}[E[n_{kj} \ln(u_j) | x_j, n_{1j}, n_{2j}]] + E[n_{kj} \varepsilon_{ij} | x_j, n_{1j}, n_{2j}]] = \\ & E_{x, N_1, N_2}[E[n_{kj} \ln(u_j) | x_j, N_{1j}, N_{2j}]] = \\ & \int \int \sum_{n_k=1}^{N_{kj}} \sum_{n_{-k}=1}^{N_{-kj}} n_k \ln(u_j) \Pr(n_k, n_{-k} | x_j, u_j, N_{kj}, N_{-kj}) h(u) du dF_{x, N_k, N_{-k}}(x_j, N_{kj}, N_{-kj}).\end{aligned}$$

Here, we use the notation  $-k$  to denote the opposite group, that is  $-k = 1$  if  $k = 2$  and  $-k = 2$  if  $k = 1$ . The last term arises because of the dependence of the distributions of the number of bidders on the realization of unobserved project heterogeneity.

An empirical counterpart of this moment condition is

$$\begin{aligned}\hat{m}_2 &= \frac{1}{\sum_{j=1}^J (n_{1j} + n_{2j})} \sum_{j=1}^J \sum_{i=1}^{n_{1j}+n_{2j}} (n_{kj}(\ln(b_{ij}) - [x_j, n_{1j}, n_{2j}]' \alpha_{k(i)})) \\ &\quad - \frac{1}{nS} \sum_{s=1}^{ns} \sum_{n_k=1}^{N_{kj}} \sum_{n_{-k}=1}^{N_{-kj}} n_k \ln(u_s) \Pr(n_k, n_{-k} | x_j, u_s, N_{kj}, N_{-kj}),\end{aligned}$$

where we let  $u_s$  denote a draw from the unconditional distribution of  $u$ ,  $h(u)$ .

**Second Order Moments.** Let  $i_1$  and  $i_2$  indicate two bidders from groups  $k(i_1)$  and  $k(i_2)$ . Then

$$\begin{aligned}m_3 &= E[(\ln(b_{i_1j}) - \ln(b_{i_2j}))^2] = \\ &\quad E_{x,n_1,n_2}[E[(\varepsilon_{i_1j})^2 | x_j, n_1, n_2]] + E_{x,n_1,n_2}[E[(\varepsilon_{i_2j})^2 | x_j, n_1, n_2]] + \\ &\quad E_{x,n_1,n_2}[( [x_j, n_{1j}, n_{2j}]' (\alpha_{k(i_1)} - \alpha_{k(i_2)}) )^2] = \\ &\quad E_{x,n_1,n_2}[(\exp(y'_j \eta_{k(i_1)}))^2 + (\exp(y'_j \eta_{k(i_2)}))^2] + E_{x,n_1,n_2}[( [x_j, n_{1j}, n_{2j}]' (\alpha_{k(i_1)} - \alpha_{k(i_2)}) )^2]\end{aligned}$$

This simplifies to  $2E[(\exp(y'_j \eta_{k(i_1)}))^2]$  if  $k(i_1) = k(i_2)$ . Further, letting  $x_{jl}$  denote an element of  $x_j$ , we have that

$$\begin{aligned}m_4 &= E[x_{jl}(\ln(b_{i_1j}) - \ln(b_{i_2j}))^2] = \\ &\quad E_{x,n_1,n_2}[E[x_{jl}(\varepsilon_{i_1j} - \varepsilon_{i_2j})^2 | x_j, n_1, n_2]] + E_{x,n_1,n_2}[x_{jl}([x_j, n_{1j}, n_{2j}]' (\alpha_{k(i_1)} - \alpha_{k(i_2)}))^2] = \\ &\quad E_{x,n_1,n_2}[x_{jl}E[(\varepsilon_{i_1j})^2 + (\varepsilon_{i_2j})^2 | x_j, n_1, n_2]] + E_{x,n_1,n_2}[x_{jl}([x_j, n_{1j}, n_{2j}]' (\alpha_{k(i_1)} - \alpha_{k(i_2)}))^2] = \\ &\quad E_{x,n_1,n_2}[x_{jl}((\exp(y'_j \eta_{k(i_1)}))^2 + (\exp(y'_j \eta_{k(i_2)}))^2)] + E_{x,n_1,n_2}[x_{jl}([x_j, n_{1j}, n_{2j}]' (\alpha_{k(i_1)} - \alpha_{k(i_2)}))^2],\end{aligned}$$

which again simplifies to  $2E[x_{jl}(\exp(y'_j \eta_{k(i_1)}))^2]$  if  $k(i_1) = k(i_2)$ .

The empirical counterparts of these two moment conditions are given by:

$$\begin{aligned}\hat{m}_3 &= \frac{2}{\sum_{j=1}^J n_j(n_j + 1)} \sum_{j=1}^J \sum_{i_1=1}^{n_j} \sum_{i_2=1}^{n_j} ((\ln(b_{i_1j}) - \ln(b_{i_2j}))^2 - (\exp(y'_j \eta_{k(i_1)}))^2 \\ &\quad - (\exp(y'_j \eta_{k(i_2)}))^2 - ([x_j, n_{1j}, n_{2j}]' (\alpha_{k(i_1)} - \alpha_{k(i_2)}))^2) \\ \hat{m}_4 &= \frac{2}{\sum_{j=1}^J n_j(n_j + 1)} \sum_{j=1}^J \sum_{i_1=1}^{n_j} \sum_{i_2=1}^{n_j} (x_{jl}(\ln(b_{i_1j}) - \ln(b_{i_2j}))^2 \\ &\quad - x_{jl}((\exp(y'_j \eta_{k(i_1)}))^2 + (\exp(y'_j \eta_{k(i_2)}))^2) - x_{jl}([x_j, n_{1j}, n_{2j}]' (\alpha_{k(i_1)} - \alpha_{k(i_2)}))^2),\end{aligned}$$

with  $n_j = n_{1j} + n_{2j}$ .

$\hat{m}_3$  and  $\hat{m}_4$  specify an empirical moment condition for every parameter of the variance of  $\tilde{b}$  and, therefore, allow us to identify and consistently estimate all parameters  $\eta_k$ .

Finally, to estimate the variance of the unobserved heterogeneity component,  $\sigma_u^2$ , two possible moment conditions could be exploited. First, note that

$$\begin{aligned} m_{5a} &= E[(\ln(b_{ij}) - [x_j, n_{1j}, n_{2j}]' \alpha_{k(i)})^2] = \\ & E_{x, n_1, n_2} [E[(\ln(u_j) + \varepsilon_{ij})^2 | x_j, n_1, n_2]] = \\ & E_{x, n_1, n_2} [E[(\ln(u_j))^2 | x_j, n_1, n_2] + E[(\varepsilon_{ij})^2 | x_j, n_1, n_2]] = \\ & \sigma_u^2 + E_{x, n_1, n_2} [(\exp(y_j' \eta_{k(i)}))^2]. \end{aligned}$$

Additionally, if  $k(i_1) \neq k(i_2)$ :

$$\begin{aligned} m_{5b} &= E[(\ln(b_{i_1j}) - [x_j, n_{1j}, n_{2j}]' \alpha_{k(i_1)}) (\ln(b_{i_2j}) - [x_j, n_{1j}, n_{2j}]' \alpha_{k(i_2)})] = \\ & E_{x, n_1, n_2} [E[(\ln(u_j) + \varepsilon_{i_1j}) (\ln(u_j) + \varepsilon_{i_2j}) | x_j, n_1, n_2]] = \\ & E_{x, n_1, n_2} [E[(\ln(u_j))^2 | x_j, n_1, n_2] + E[\varepsilon_{i_1j} \varepsilon_{i_2j} | x_j, n_1, n_2]] = \sigma_u^2. \end{aligned}$$

The empirical counterparts of these moment conditions are given by

$$\begin{aligned} \hat{m}_{5a} &= \frac{1}{\sum_{j=1}^J (n_{1j} + n_{2j})} \sum_{j=1}^J \sum_{i=1}^{n_{1j} + n_{2j}} ((\ln(b_{ij}) - [x_j, n_{1j}, n_{2j}]' \alpha_{k(i)})^2 - \sigma_u^2 - (\exp(y_j' \eta_{k(i)}))^2) \\ \hat{m}_{5b} &= \frac{1}{\sum_{j=1}^J \sum_{i_1=1}^{n_j} \sum_{i_2=i_1+1}^{n_j} I(k(i_1) \neq k(i_2))} \sum_{j=1}^J \sum_{i_1=1}^{n_j} \sum_{i_2=i_1+1}^{n_j} I(k(i_1) \neq k(i_2)) \\ & \left( (\ln(b_{i_1j}) - [x_j, n_{1j}, n_{2j}]' \alpha_{k(i_1)}) (\ln(b_{i_2j}) - [x_j, n_{1j}, n_{2j}]' \alpha_{k(i_2)}) - \sigma_u^2 \right). \end{aligned}$$

where  $I(\cdot)$  denotes an indicator function. For simplicity, we rely on condition  $\hat{m}_{5a}$  to estimate the variance of  $u$ .

**Higher Order Moments.** We exploit the properties of the normal distributions of  $\ln(u_j)$  and  $\varepsilon_{ij}$  to add higher-order moment conditions. For a normally distributed random variable  $X$  with mean  $\mu$  and standard deviation  $\sigma$ , the centered moment of order  $p$  is given by:

$$E[(X - \mu)^p] = I(p \text{ is even})(p - 1)!! \sigma^p,$$

where

$$(p - 1)!! = \frac{p!}{2^{\frac{p-2}{2}} \frac{p-2}{2}!} \text{ if } p \text{ is even.}$$

Applied to our setting, we have for  $p = 3, \dots, P$  that

$$\begin{aligned}
m_{5+p-2} &= E[(\ln(b_{ij}) - [x_j, n_{1j}, n_{2j}]' \alpha_{k(i)})^p] = \\
& E_{x, n_1, n_2} [E[(\ln(u_j) + \varepsilon_{ij})^p | x_j, n_1, n_2]] = \\
& E_{x, n_1, n_2} [E[\sum_{t=0}^p C_p^t \ln(u_j)^t \varepsilon_{ij}^{p-t}]] = \\
& E_{x, n_1, n_2} [\sum_{t=0}^p C_p^t E[\ln(u_j)^t] E[\varepsilon_{ij}^{p-t}]] = \\
& \sum_{t=0}^p C_p^t I(t \text{ is even}) I((p-t) \text{ is even}) (t-1)!! (p-t-1)!! \sigma_u^t E_{x, n_1, n_2} [(\exp(y_j' \eta_{k(i)}))^{p-t}].
\end{aligned}$$

The empirical counterparts of moments  $m_{5+p-2}$  are given by

$$\begin{aligned}
\hat{m}_{5+p-2} &= \frac{1}{\sum_{j=1}^J (n_{1j} + n_{2j})} \sum_{j=1}^J \sum_{i=1}^{n_{1j} + n_{2j}} \left( (\ln(b_{ij}) - [x_j, n_{1j}, n_{2j}]' \alpha_{k(i)})^p - \right. \\
& \left. \sum_{t=0}^p C_p^t I(t \text{ is even}) I((p-t) \text{ is even}) (t-1)!! (p-t-1)!! \sigma_u^t (\exp(y_j' \eta_{k(i)}))^{p-t} \right)
\end{aligned}$$

## 1.5 Moments: Cost of Entry Distribution

In deriving the second set of moment conditions, we rely on the properties of the binomial distribution of the numbers of small and large bidders, conditional on observed and unobserved project characteristics and the numbers of potential bidders,  $N_{1j}$  and  $N_{2j}$ .

We exploit that

$$\begin{aligned}
E[n_{kj} | x_j, z_j, u_j, N_{1j}, N_{2j}] &= p_k(x_j, z_j, u_j, N_{1j}, N_{2j}) N_{kj} \\
E[n_{kj}^2 | x_j, z_j, u_j, N_{1j}, N_{2j}] &= p_k(x_j, z_j, u_j, N_{1j}, N_{2j}) (1 - p_k(x_j, z_j, u_j, N_{1j}, N_{2j})) N_{kj} \\
& \quad + N_{kj}^2 p_k^2(x_j, z_j, u_j, N_{1j}, N_{2j}),
\end{aligned}$$

where  $p_k(x_j, z_j, u_j, N_{1j}, N_{2j})$  denotes the group-specific equilibrium probabilities of participation. We derive separate moments for bidder groups,  $k$ , and project size categories,  $size_j$ . In our empirical specification, we consider three size categories with  $size_j = \{\text{small, medium, large}\}$ .

$$\begin{aligned}
m_{6+p-2}^{kl} &= E[n_{kj} | size_j = l] = \int \int p_k(x_j, z_j, u_j, N_{1j}, N_{2j}) N_{kj} h(u) du dF(x_j, z_j, N_{1j}, N_{2j} | size_j = l) \\
m_{7+p-2}^{kl} &= E[n_{kj}^2 | size_j = l] = \int \int (p_k(x_j, z_j, u_j, N_{1j}, N_{2j}) (1 - p_k(x_j, z_j, u_j, N_{1j}, N_{2j})) N_{kj} + \\
& \quad N_{kj}^2 p_k^2(x_j, z_j, u_j, N_{1j}, N_{2j})) h(u) du dF(x_j, z_j, N_{1j}, N_{2j} | size_j = l).
\end{aligned}$$



The empirical counterparts to these moment conditions are given by

$$\begin{aligned}\hat{m}_{6+P-2}^{kl} &= \frac{1}{\sum_{j=1}^J I(\text{size}_j = l)} \sum_{j=1}^J I(\text{size}_j = l) \left( n_{kj} - \frac{1}{nS} \sum_{s=1}^{ns} p_k(x_j, z_j, u_s, N_{1j}, N_{2j}) N_{kj} \right) \\ \hat{m}_{7+P-2}^{kl} &= \frac{1}{\sum_{j=1}^J I(\text{size}_j = l)} \sum_{j=1}^J I(\text{size}_j = l) \left( n_{kj}^2 - \frac{1}{nS} \sum_{s=1}^{ns} (p_k(x_j, z_j, u_s, N_{1j}, N_{2j}) (1 - \right. \\ &\quad \left. p_k(x_j, z_j, u_s, N_{1j}, N_{2j})) N_{kj} + p_k^2(x_j, z_j, u_s, N_{1j}, N_{2j}) N_{kj}^2) \right).\end{aligned}$$

**Higher Order Moments.** We further include third and fourth order moments of the binomial distribution of  $n_k$ . These are given by:

$$\begin{aligned}m_{8+P-2}^{kl} &= E[n_{kj}^3 | \text{size}_j = l] = \int \int (N_{kj} p_k (1 - 3p_k + 3N_{kj} p_k + 2p_k^2 - 3N_{kj} p_k^2 + \\ &\quad + N_{kj}^2 p_k^2)) h(u) du dF(x_j, z_j, N_{1j}, N_{2j} | \text{size}_j = l) \\ m_{9+P-2}^{kl} &= E[n_{kj}^4 | \text{size}_j = l] = \int \int (N_{kj} p_k (1 - 7p_k + 7N_{kj} p_k + 12p_k^2 - 18N_{kj} p_k^2 + \\ &\quad + 6N_{kj}^2 p_k^2 - 6p_k^3 + 11N_{kj} p_k^3 - 6N_{kj}^2 p_k^3 + N_{kj}^3 p_k^3)) h(u) du dF(x_j, z_j, N_{1j}, N_{2j} | \text{size}_j = l).\end{aligned}$$

The empirical counterparts to these moment conditions are given by

$$\begin{aligned}\hat{m}_{8+P-2}^{kl} &= \frac{1}{\sum_{j=1}^J I(\text{size}_j = l)} \sum_{j=1}^J I(\text{size}_j = l) \left( n_{kj}^3 - \frac{1}{nS} \sum_{s=1}^{ns} (N_{kj} p_k (1 - 3p_k + \right. \\ &\quad \left. + 3N_{kj} p_k + 2p_k^2 - 3N_{kj} p_k^2 + N_{kj}^2 p_k^2)) \right) \\ \hat{m}_{9+P-2}^{kl} &= \frac{1}{\sum_{j=1}^J I(\text{size}_j = l)} \sum_{j=1}^J I(\text{size}_j = l) \left( n_{kj}^4 - \frac{1}{nS} \sum_{s=1}^{ns} (N_{kj} p_k (1 - 7p_k + \right. \\ &\quad \left. 7N_{kj} p_k + 12p_k^2 - 18N_{kj} p_k^2 + 6N_{kj}^2 p_k^2 - 6p_k^3 + 11N_{kj} p_k^3 - 6N_{kj}^2 p_k^3 + N_{kj}^3 p_k^3)) \right).\end{aligned}$$

## 1.6 Econometric identification of the project cost distribution

In this section, we derive three properties of the joint distributions of the firm-specific cost and bid components. They form the basis for the nonparametric identification of  $F_{\tilde{c}|x}(\cdot)$  in the presence of unobserved heterogeneity given our model with endogeneous entry. The properties imply that the results in Krasnokutskaya (Forthcoming) can be applied in this environment.

First, recall that in our model potential bidders do not observe the realizations of their firm-specific cost component when deciding whether to participate in the market. Therefore, the following property holds.

**Property 1.** *There is no selection into participation on the firm-specific cost component. That is, firm-specific cost components are independent of the numbers of*

*bidders conditional on project characteristics:*

$$F_{\tilde{c}|x,u,n_1,n_2}(\tilde{c}_{1j}, \dots, \tilde{c}_{N_{1j}+N_{2j},j}|x_j, u_j, n_{1j}, n_{2j}) = F_{\tilde{c}|x,u}(\tilde{c}_{1j}, \dots, \tilde{c}_{N_{1j}+N_{2j},j}|x_j, u_j).$$

At the time when bids are constructed, all participants learn the numbers of actual bidders by group,  $(n_{1j}, n_{2j})$ , and incorporate them into the bids. As a result, firm-specific bid components depend on  $(n_{1j}, n_{2j})$ . Property 1, together with assumption (A-3), implies:

**Property 2.** *Individual bid components are mutually independent conditionally on  $(x_j, n_{1j}, n_{2j})$ :*

$$F_{\tilde{b}|x,n_1,n_2}(\tilde{b}_{1j}, \dots, \tilde{b}_{n_{1j}+n_{2j}}|x_j, n_{1j}, n_{2j}) = \prod_{i=1}^{n_{1j}+n_{2j}} F_{\tilde{b}|x,n_1,n_2}(\tilde{b}_{ij}|x_j, n_{1j}, n_{2j})$$

Proof:

$$\begin{aligned} F_{\tilde{b}|x,n_1,n_2}(\tilde{b}_{1j}, \dots, \tilde{b}_{(n_1+n_2)j}|x_j, n_{1j}, n_{2j}) &= \\ F_{\tilde{c}|x,n_1,n_2}(\tilde{\beta}_{k(1)}^{-1}(b_{1j}|x_j, n_{1j}, n_{2j}), \dots, \tilde{\beta}_{k(n_1+n_2)}^{-1}(b_{(n_1+n_2)j}|x_j, n_{1j}, n_{2j})|x_j, n_{1j}, n_{2j}) &= \\ F_{\tilde{c}|x}(\tilde{\beta}_{k(1)}^{-1}(b_{1j}|x_j, n_{1j}, n_{2j}), \dots, \tilde{\beta}_{k(n_1+n_2)}^{-1}(b_{(n_1+n_2)j}|x_j, n_{1j}, n_{2j})|x_j) &= \\ \prod_{i=1}^{n_1} F_{\tilde{c}|x}^1(\tilde{\beta}_1^{-1}(b_{ij}|x_j, n_{1j}, n_{2j})|x_j) \prod_{i=1}^{n_2} F_{\tilde{c}|x}^2(\tilde{\beta}_2^{-1}(b_{ij}|x_j, n_{1j}, n_{2j})|x_j) &= \\ \prod_{i=1}^{n_1} F_{\tilde{b}|x,n_1,n_2}^1(\tilde{b}_{ij}|x_j, n_{1j}, n_{2j}) \prod_{i=1}^{n_2} F_{\tilde{b}|x,n_1,n_2}^2(\tilde{b}_{ij}|x_j, n_{1j}, n_{2j}). \end{aligned}$$

End of Proof

Here, the first and last equalities hold due to the monotonicity of the firm-specific bidding function  $\tilde{\beta}_k(\cdot|x, n_1, n_2)$ , while Property 1 implies the second equality because of the lack of selection on project cost among entrants. Finally, assumption (A-3) of mutual independence of individual cost components implies the third equality.

Assumptions (A-1), which implies that the firm-specific bidding function  $\tilde{\beta}_k(\cdot|x, n_1, n_2)$  does not depend on  $u$ , and (A-3), together with the monotonicity of  $\tilde{\beta}_k(\cdot|x, n_1, n_2)$ , yield

**Property 3.** *Individual bid components are independent of the unobserved auction heterogeneity component conditionally on  $(x, n_1, n_2)$ :*

$$F_{\tilde{b}|x,n_1,n_2,u}(\tilde{b}_{1j}, \dots, \tilde{b}_{n_{1j}+n_{2j},j}|x_j, n_{1j}, n_{2j}, u_j) = F_{\tilde{b}|x,n_1,n_2}(\tilde{b}_{1j}, \dots, \tilde{b}_{(n_1+n_2)j}|x_j, n_{1j}, n_{2j})$$

Proof:

$$\begin{aligned}
F_{\tilde{b}|x,n_1,n_2,u}(\tilde{b}_{1j}, \dots, \tilde{b}_{(n_1+n_2)j}|x_j, n_{1j}, n_{2j}, u_j) &= \\
F_{\tilde{c}|x,n_1,n_2,u}(\tilde{\beta}_{k(1)}^{-1}(\tilde{b}_{1j}|x_j, n_{1j}, n_{2j}), \dots, \tilde{\beta}_{k(n_1+n_2)}^{-1}(\tilde{b}_{(n_1+n_2)j}|x_j, n_{1j}, n_{2j})|x_j, n_{1j}, n_{2j}, u_j) &= \\
F_{\tilde{c}|x}(\tilde{\beta}_{k(1)}^{-1}(\tilde{b}_{1j}|x_j, n_{1j}, n_{2j}), \dots, \tilde{\beta}_{k(n_1+n_2)}^{-1}(\tilde{b}_{(n_1+n_2)j}|x_j, n_{1j}, n_{2j})|x_j) &= \\
F_{\tilde{b}|x,n_1,n_2}(\tilde{b}_{1j}, \dots, \tilde{b}_{(n_1+n_2)j}|x_j, n_{1j}, n_{2j}). &
\end{aligned}$$

End of proof.

## 1.7 Econometric identification of the entry cost distribution

This section studies the nonparametric identification of the distribution of entry costs,  $G(\cdot|z)$ , in the presence of unobserved project heterogeneity assuming that  $H(\cdot)$  and  $F(\cdot|x)$  are identified. The full identification proof is developed in Krasnokutskaya (2009). We summarize the argument here for completeness. We focus on the case of symmetric bidders to simplify exposition.

We assume that  $x_j = [x_{1j}, x_{2j}]$  such that the variables in  $x_{2j}$  are part of  $z_j$  whereas the variables in  $x_{1j}$  are not. In this section we always condition on  $z_j$  and, therefore, suppress  $(z_j, x_{2j})$  going forward.

We employ the following notations. We denote bidder  $i$ 's expected profit conditional on  $x_1$ , the number of bidders,  $n$ , and  $u$  by

$$u\pi_0(x_1, n) = u \int (\tilde{\beta}(\tilde{c}) - \tilde{c})(1 - F(\tilde{c}|x_1))^{n-1} f(\tilde{c}|x_1) d\tilde{c}$$

We assemble profit levels that realize for every possible number of competitors of bidder  $i$ ,  $n_c = 0, \dots, N$  if there are  $N + 1$  potential bidders, into the vector

$$u\pi_0(x_1) = (u\pi_0(x_1, 1), u\pi_0(x_1, 2), \dots, u\pi_0(x_1, N + 1)).$$

It is possible to show that under fairly natural assumptions,

$$\pi_0(x_1, 1) > \pi_0(x_1, 2) > \dots > \pi_0(x_1, N + 1).$$

Here we just assume that.

If  $p$  is an individual bidder's probability of entering the market, then the vector of probabilities for the number of competitors participating in the auction is given by:

$$p_N = ((1 - p)^N, C_N^1 p(1 - p)^{N-1}, \dots, p^N).$$

where  $C_N^k$  again denotes the binomial coefficient of choosing  $k$  bidders out of  $N$  potential com-

petitors,  $N!/(k!(N-k)!)$ .

We denote the ex-ante expected profit of an individual potential bidder from participating by

$$u\bar{\pi}_0(x_1, p) = up'_N\pi_0(x_1).$$

where the firm integrates out the number of competitors using its beliefs over their participation.

The entry threshold that determines the marginal entrant is then given by:

$$D(x_1, u, p) = \begin{cases} u\bar{\pi}_0(x_1, p) & \underline{d} \leq u\bar{\pi}_0(x_1, p) \leq \bar{d} \\ \underline{d} & u\bar{\pi}_0(x_1, p) \leq \underline{d} \\ \bar{d} & \bar{d} \leq u\bar{\pi}_0(x_1, p), \end{cases}$$

and  $p$  is a solution to

$$p = G(D(x_1, u, p)),$$

making it a function of  $x_1$  and  $u$ ,  $p(x_1, u)$ . Finally, the probability of entry at  $x_1$  is given by

$$p(x_1) = \int p(x_1, u)h(u)du.$$

We proceed under the following assumptions:

(B-1) There exists at least one variable  $x_1$  that affects bidders' project costs but not their entry costs.

(B-2) The distribution of entry costs has a bounded support,  $supp(G(\cdot|z)) = [\underline{d}(z), \bar{d}(z)]$ .

(B-3) The distribution of unobserved heterogeneity has a bounded support,  $supp(H(\cdot)) = [\underline{u}, \bar{u}]$ .

We make assumptions (B-2) and (B-3) to simplify exposition; they can be relaxed.

(B-4) The expected profit,  $u\pi_0(x_1, n)$ , is continuous in  $x_1$ .

Assumption (B-4) can be obtained easily with minimal assumptions on the primitives. For transparency reasons, we choose to state it here as an assumption.

(B-5) For every  $r$  such that  $\underline{d} \leq r \leq \bar{d}$  there exist  $x_1^*$  and  $x_1^{**}$  that satisfy  $\bar{u}\pi_0(x_1^*, 1) = r$  and  $\bar{u}\pi_0(x_1^{**}, N+1) = r$ .

(B-6)  $G(\cdot)$  is an absolutely continuous distribution.

The condition (B-5) is essentially a "full support" type of condition. The proof in the case of a discrete distribution follows very similar steps.

We begin by establishing that the ex-ante expected profit,  $u\bar{\pi}_0(x_1, p)$ , declines in  $p$ , before turning to the proof of identification of  $G(\cdot)$ .

**Proposition 1.** *Ex-ante expected profit is strictly decreasing in the individual probability of participation.*

Proof:

Here we show that  $\bar{\pi}_0(x_1, p)$  is decreasing in  $p$ . From this, Proposition 1 follows immediately.

$$\bar{\pi}_0(p) = (1-p)^N \pi_0(1) + p^N \pi_0(N+1) + \sum_{n=1}^{N-1} C_N^n p^n (1-p)^{N-n} \pi_0(n+1)$$

Then

$$\begin{aligned} \bar{\pi}'_0(p) &= -N(1-p)^{N-1} \pi_0(1) + Np^{N-1} \pi_0(N+1) \\ &+ \sum_{n=1}^{N-1} C_N^n (np^{n-1}(1-p)^{N-n} - (N-n)p^n(1-p)^{N-1-n}) \pi_0(n+1) \end{aligned}$$

First, we transform the terms in the sum.

$$\begin{aligned} \sum_{n=1}^{N-1} C_N^n np^{n-1}(1-p)^{N-n} \pi_0(n+1) &= \\ N \sum_{l=0}^{N-2} C_{N-1}^l p^l (1-p)^{N-1-l} \pi_0(l+2), \end{aligned}$$

where we perform the change of variables  $l = n - 1$ . Similarly,

$$\begin{aligned} \sum_{n=1}^{N-1} C_N^n (N-n)p^n(1-p)^{N-1-n} \pi_0(n+1) &= \\ N \sum_{n=1}^{N-1} C_{N-1}^n p^n (1-p)^{N-1-n} \pi_0(n+1). \end{aligned}$$

Substituting the transformed expressions into  $\bar{\pi}'_0(p)$  results in:

$$\begin{aligned} \bar{\pi}'_0(p) &= N \left( (1-p)^{N-1} \pi_0(2) - (1-p)^{N-1} \pi_0(1) + \right. \\ & p^{N-1} \pi_0(N+1) - p^{N-1} \pi_0(N) + \\ & \left. \sum_{l=1}^{N-1} C_{N-1}^l p^l (1-p)^{N-1-l} (\pi_0(l+2) - \pi_0(l+1)) \right). \end{aligned}$$

Since we assume that  $\pi_0(x_1, 1) > \pi_0(x_1, 2) > \dots > \pi_0(x_1, N+1)$ , it follows that  $\bar{\pi}'_0(p) < 0$ .

End of Proof

Note that the boundary of the support of  $G(\cdot)$  can be identified as follows:

$$\begin{aligned}\underline{d} &= \bar{u}\bar{\pi}_0(x_1^0, 0) \\ \bar{d} &= \underline{u}\bar{\pi}_0(x_1^1, 1),\end{aligned}$$

where  $x_1^0$  is the smallest  $x_1$  such that there is entry into the market and  $x_1^1$  is the smallest  $x_1$  such that all potential entrants enter.

Next, we establish main result of this section. Consider the following problem:

$$p(x_1) = \int G(D(x_1, u))h(u)du \text{ for all } x_1$$

such that

$$D(x_1, u) = u\bar{\pi}_0(x_1, G(D(x_1, u))) \text{ when } \underline{d} \leq u\bar{\pi}_0(x_1, G(D(x_1, u))) \leq \bar{d}.$$

If data are generated by the model described in our paper, then the distribution of entry costs  $G(\cdot)$  satisfies the restrictions imposed by this problem and thus solves it for every  $x_1$ . The result below shows that  $G(\cdot)$  is the only solution to this problem.

**Theorem 1.** *The cumulative distribution function  $G(\cdot)$  is identified.*

Proof:

Suppose that there exist two solutions  $G_1(\cdot)$  and  $G_2(\cdot)$  such that  $G_1(d) \neq G_2(d)$  for some  $d$ . Since the distributions are continuous, there exists for each point  $d'$  with  $G_1(d') \neq G_2(d')$  an open interval around  $d'$  such that for every point in this interval  $G_1 \neq G_2$ . Since the supports of  $G_1$  and  $G_2$  are bounded, there is a finite number of such intervals.<sup>1</sup> Finally, notice that within each of the open intervals either  $G_1 < G_2$  or  $G_1 > G_2$  by the continuity of the distributions.

It is then possible to find such an open subset with unequal distributions closest to the low end of the support. Let us denote it by  $(d_a, d_b)$ . Two distinct cases are possible; case 1:  $d_a = \underline{d}$  and case 2:  $d_a \neq \underline{d}$ . First consider case 1.

**Case 1.** Without loss of generality assume that  $G_1(d) > G_2(d)$  on  $(\underline{d}, d_b)$ . Consider a point  $d_1 \in (\underline{d}, d_b)$ .

(a) There exists a point  $x_1^*$  such that  $\bar{u}\bar{\pi}_0(x_1^*, G_1(d_1)) = d_1$ .

This follows from Property 1 that  $u\bar{\pi}_0(x_1, p)$  is decreasing in  $p$ , which implies that

$$\bar{u}\bar{\pi}_0(x_1, G_1(d_1)) > \bar{u}\bar{\pi}_0(x_1, 1).$$

Notice also that  $\bar{\pi}_0(x_1, 1) = \pi(x_1, N + 1)$ . Assumption (B-5) implies that there exist  $x_1'$  such

---

<sup>1</sup>Indeed, it is possible to choose a closed interval inside each of these open sets. Since the support is bounded, the collection of these closed intervals is compact. The original open intervals create a countable open cover of this set. Therefore, there is a finite subset of this cover that still covers the compact set. From the construction of the compact set, it is clear that the original open cover is finite.

that  $\bar{u}\pi(x'_1, N+1) \geq d_1$  and, therefore,  $\bar{u}\bar{\pi}_0(x'_1, G_1(d_1)) \geq d_1$ . Similarly,

$$\bar{u}\bar{\pi}_0(x_1, G_1(d_1)) \leq \bar{u}\bar{\pi}_0(x_1, 0) = \bar{u}\pi(x_1, 1)$$

and there exists  $x''_1$  such that  $\bar{u}\pi(x''_1, 1) \leq d_1$  and, therefore,  $\bar{u}\bar{\pi}_0(x''_1, G_1(d_1)) \leq d_1$ . By continuity of  $\bar{\pi}_0(\cdot, G_1(d_1))$  in  $x_1$ , there thus exists  $x^*_1$  such that  $\bar{\pi}_0(x^*_1, G_1(d_1)) = d_1$ .

(b) There exists  $d_2$  such that  $\bar{u}\bar{\pi}_0(x^*_1, G_2(d_2)) = d_2$ .

Indeed, as before,

$$\bar{u}\bar{\pi}_0(x^*_1, G_2(\underline{d})) > \bar{u}\pi_0(x^*_1, 1) > \underline{d}$$

since

$$\underline{d} < d_1 = \bar{u}\bar{\pi}_0(x^*_1, G_1(d_1)) < \bar{u}\pi_0(x^*_1, 1).$$

Similarly,

$$\bar{u}\bar{\pi}_0(x^*_1, G_2(\bar{d})) < \bar{u}\pi_0(x^*_1, N+1) < \bar{u}\bar{\pi}_0(x^*_1, G_1(d_1)) = d_1 < \bar{d}.$$

Since the ex-ante expected profit,  $\bar{u}\bar{\pi}_0(x^*_1, G_2(d))$ , is continuous in  $d$ , there exists  $d_2 \in [\underline{d}, \bar{d}]$  such that  $\bar{u}\bar{\pi}_0(x^*_1, G_2(d_2)) = d_2$ .

(c) The following holds:  $d_2 > d_1$  and  $G_2(d_2) < G_1(d_1)$ .

This follows again from the ex-ante expected profit,  $\bar{u}\bar{\pi}_0(x^*_1, p)$ , being decreasing in  $p$ , which implies

$$\bar{u}\bar{\pi}_0(x^*_1, G_2(d_1)) > \bar{u}\bar{\pi}_0(x^*_1, G_1(d_1)) = d_1.$$

Therefore,  $d_1 \neq d_2$ . Moreover, for any  $d < d_1$ :

$$\bar{u}\bar{\pi}_0(x^*_1, G_2(d)) > \bar{u}\bar{\pi}_0(x^*_1, G_1(d_1)) = d_1 > d.$$

Thus,  $d_2 > d_1$ . Further,

$$\bar{\pi}_0(x^*_1, G_1(d_1)) = d_1/\bar{u}$$

$$\bar{\pi}_0(x^*_1, G_2(d_2)) = d_2/\bar{u}.$$

Therefore,  $\bar{\pi}_0(x^*_1, G_1(d_1)) < \bar{\pi}_0(x^*_1, G_2(d_2))$ . This implies that  $G_1(d_1) > G_2(d_2)$  since the ex-ante expected profit is decreasing in the probability of participation.

(d) Define  $u^* = \underline{d}/\pi(x^*_1, 1)$ . Then for all  $u \in [u^*, \bar{u}]$ ,  $D(u, x^*_1, G_i)$  exists with  $D(u, x^*_1, G_1) < D(u, x^*_1, G_2)$ , while  $G_1(D(u, x^*_1, G_1)) > G_2(D(u, x^*_1, G_2))$ .

Indeed, for an arbitrary  $u \in (u^*, \bar{u}]$ :

$$u\bar{\pi}_0(x^*_1, G_i(\underline{d})) = u\pi_0(x^*_1, 1) > u^*\pi_0(x^*_1, 1) = \underline{d}.$$

Similarly,

$$u\bar{\pi}_0(x_1^*, G_i(\bar{d})) = u\pi_0(x_1^*, N + 1) < \bar{u}\pi_0(x_1^*, N + 1) < \bar{u}\bar{\pi}_0(x_1^*, G_1(d_1)) = d_1 < \bar{d}.$$

Therefore, by continuity of the ex-ante profit, interior solutions,  $\underline{d} < D(u, x_1^*, G_i) < \bar{d}$ , exist for every  $u \in (u^*, \bar{u}]$  whereas  $D(u^*, x_1^*, G_i) = \underline{d}$  by definition. Finally, point (c) implies that  $G_1(D(u, x_1^*, G_1)) > G_2(D(u, x_1^*, G_2))$  for  $u \in (u^*, \bar{u}]$ .

(e) Finally,

$$p_1(x_1^*, G_1) = \int_{u^*}^{\bar{u}} G_1(D(u, x_1^*, G_1))h(u)du$$

$$p_2(x_1^*, G_2) = \int_{u^*}^{\bar{u}} G_2(D(u, x_1^*, G_2))h(u)du.$$

Therefore,  $p_1(x_1^*, G_1) > p_2(x_1^*, G_2)$ . Thus, both distributions cannot be consistent with the data.

**Case 2.** Now consider  $d_a \neq \underline{d}$ . Since  $(d_a, d_b)$  is an open interval closest to  $\underline{d}$  with  $G_1 > G_2$ ,  $G_1(d_a) = G_2(d_a)$ , but  $G_1(d) > G_2(d)$  for  $d \in (d_a, d_b)$ . Choose  $d_1 \in (d_a, d_b)$ . Find  $x_1^*$  such that the solution of  $\bar{u}\bar{\pi}_0(x_1^*, G_1(d_1)) = d_1$ . After that the steps are the same as in Case 1.

End of proof.



## 2 Discussion of the optimal policy results for project 1

The government's cost-minimizing policy for projects such as sample projects 1 and 5 is to choose a sufficiently high large-firm discount rate such that small firms respond by not participating in the auction. Here we provide further details on the intuition behind this result, using sample project 1 as an example.

First note that for this project, the marginal effect of large-firm entry on the cost of procurement is higher than that of small-firm entry. Figure A-1 shows cost of procurement conditional on a particular combination of bidders, suggesting that the government's cost responds more to increases in large rather than small-firm participation. For example, moving from the cost profile corresponding to one large and one small bidder to the one with two large bidders and one small bidder entails uniformly a larger decline in cost than a move to the profile with two small bidders and one large bidder. The larger marginal effect of large-firm participation on the cost of procurement suggests then that the government benefits when the presence of large participants increases.

Figures 1 and 2 document similar effects for equilibria associated with different discount levels. Thus, the middle panel of Figure 2 shows that the large-firm probability of participation increases (while the small-firm probability of participation decreases) with the discount level given to large bidders. This effect is accompanied by a decrease in the government's cost of procurement (top panel of Figures 1 and 2). Thus, in equilibrium, the government cost decreases as the large-firm presence increases even though the small-firm presence (and the total number of bidders) decreases at the same time.

The desired high levels of large-firm participation,  $p_{lg}$ , may not be attainable in the unconstrained equilibrium. In Figure A-2 below, we illustrate the participation equilibrium in the absence of intervention ( $\delta = 0$ ) using optimal participation schedules for the two groups of bidders. The optimal participation schedule shows the proportion of bidders by group  $k$  who optimally choose to participate for a given level of participation by the other group of bidders,  $p_{-k}$ .

Recall that equilibrium participation decisions in our model are determined by the relative sizes of the ex-ante expected variable profits and entry costs. To sustain a large-firm probability of participation of  $p_{lg}$  in equilibrium, each large participant needs to earn ex-ante variable profit of at least  $G_{lg}^{-1}(p_{lg})$ . The remaining two panels in Figure A-2 display these ex-ante variable profit levels earned under each best-response participation strategy by small (middle panel) and large (bottom panel) firms.

The top panel suggests that for high large-firm participation, e. g.  $p_{lg} = 0.95$ , to reflect optimal participation behavior in the unconstrained equilibrium, small-firm participation needs to be very low ( $p_{sm} = 0.10$ ). However, at a level of  $p_{lg} = 0.95$  it is optimal for small firms to participate at a higher level ( $p_{sm} = 0.25$ ) than needed to sustain  $p_{lg} = 0.95$ . Therefore, such high

$p_{lg}$ -levels do not occur in the unconstrained equilibrium. The small-bidder level of participation that is optimal is still quite low, however, reflecting the entry by small firms with very low entry costs only.

In the unconstrained equilibrium, the large-firm participation probability is limited to  $p_{lg} = 0.894$  (see top panel of Figure A-2), with associated expected profit of 0.368. The middle panel of Figure A-2 suggests that given this equilibrium large-firm participation, the expected ex-ante variable profit levels earned by small firms are only 0.140, consistent with the low amount of entry of only  $p_{sm} = 0.315$  we see from this group in equilibrium. At this level of small-firm entry, large firms do not earn sufficient variable profit to sustain additional entry beyond  $p_{lg} = 0.894$ . Thus, the presence of even a small amount of small-firm entry is sufficient to deter additional large-firm entry.

For increased large-firm participation to be an equilibrium outcome, the group's expected profit needs to rise. Since the expected price (bid) declines as  $p_{lg}$  increases, these profit gains have to be achieved through increases in the probability of winning. A bid discount artificially increases the benefitting group's probability of winning and thus enables the desired increases in large-firm profitability and participation.

Small firms, which have much higher project cost in this example than large firms, have to bid aggressively even without a bid discount, as suggested by the level and flatness of their expected profit profile under optimal participation. In response to a large-firm discount and the associated further reduction in their probability of winning, small firms choose increasingly not to enter. This does not, however, yield price increases in this particular example because of the substantial presence of large firms in the market that counters the incentives generated by the discount to bid less aggressively. Figure 2 illustrates these equilibrium responses to the discount.

Note also that project 1 is characterized by both strong differences in the groups' cost distributions and a tightness difference in the markets for small and large bidders, with  $N_{small} = 2$  and  $N_{large} = 3$ . Figure A-2 reflects the net effect of these cost differences and market tightness differences. The market tightness effect manifests itself in the following properties of the plotted schedules:

1. The large-firm optimal participation schedule is flatter than the small-firm optimal participation schedule.
2. Full participation of large bidders is never achieved. Even with  $p_{sm} = 0$ ,  $p_{lg} = 0.97$ , corresponding to 2.91 bidders. At the same time  $p_{sm}$  is close to 1, or the equivalent of two bidders, for  $p_{lg}$  as low as  $p_{lg} = 0.2$ .
3. The profit schedule for small firms (middle panel of Figure A-2) is steeper than that for large firms (bottom panel) since a 1 percentage point increase in the proportion of large participants corresponds to an increase by 0.03 bidders, instead of an increase by 0.02 small

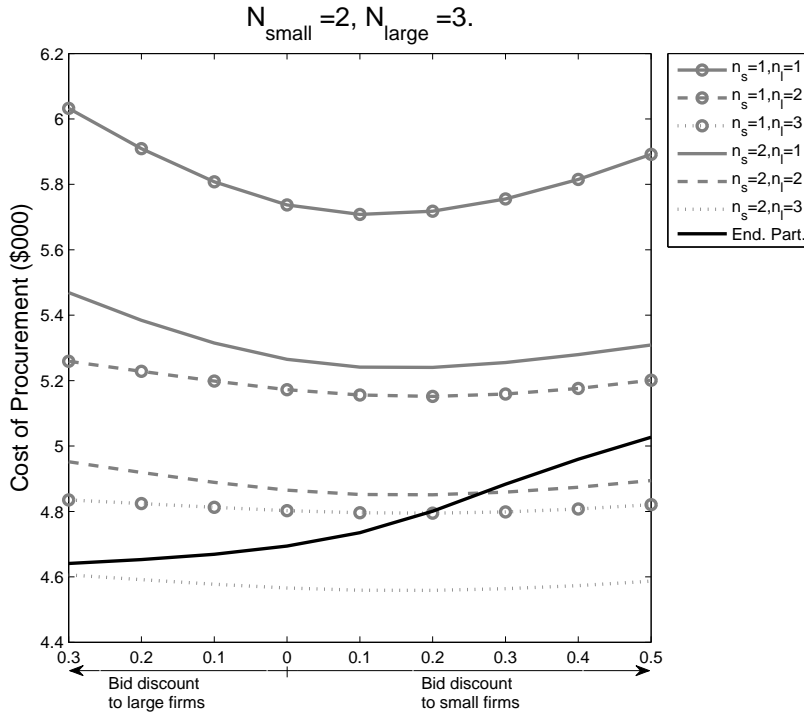
bidders as in the case of the large-firm profit schedule.

4. The small-firm variable profit given optimal participation at  $p_{lg} = 0$  is much higher than the large-firm variable profit given optimal participation at  $p_{sm} = 0$ .

These effects disappear when we equalize market tightness across groups of bidders as in Figure A-3 where we replot the optimal participation schedule and associated expected profit levels for the case where  $N_{small} = N_{large} = 2$ .

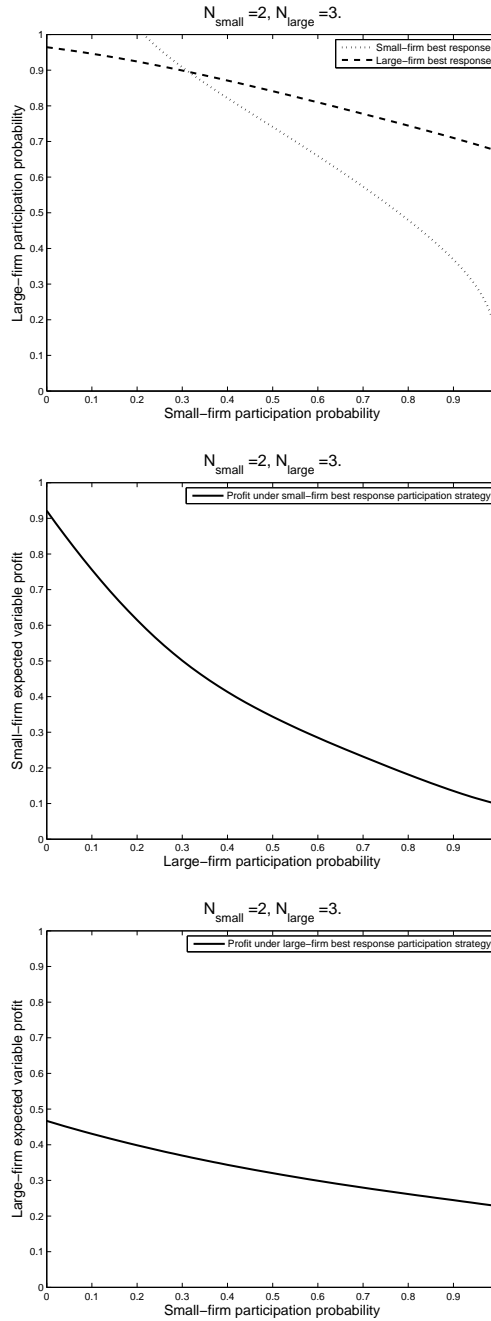
To summarize, the discount allows the government to artificially increase the large-firm probability of winning, thereby increasing large bidders' profitability and inducing higher entry by large bidders. Under the firms' cost structures for project 1, this lowers the price paid by the government.

Figure A-1: Expected Cost under Fixed and Endogenous Participation, Sample Project 1



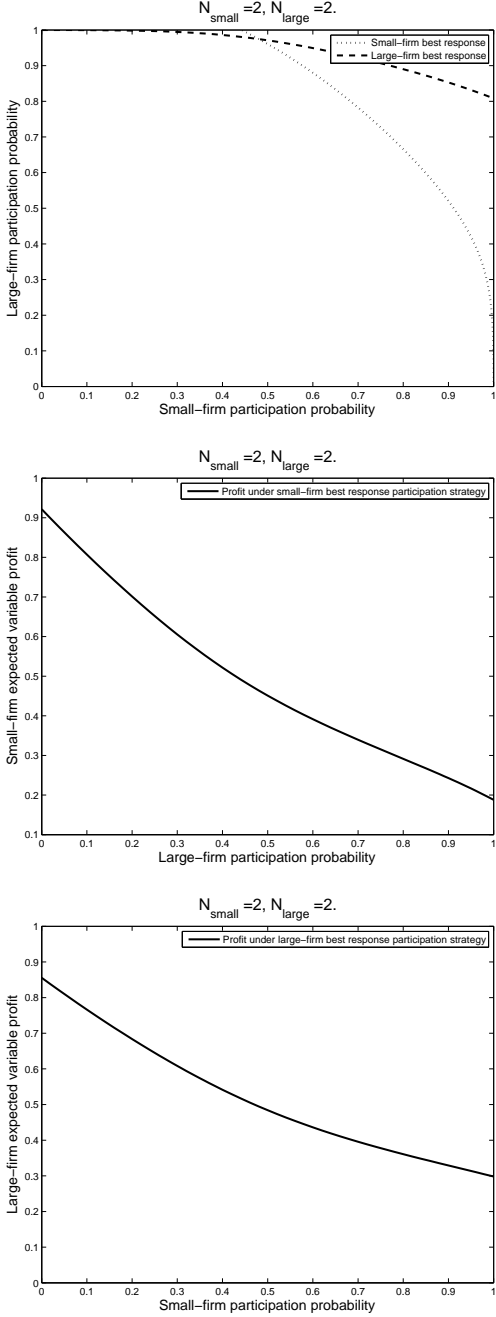
Note: the figure compares the relationship between discount levels and the cost to the government under alternative assumptions on the competitive environment. We depict in gray profiles that arise when regardless of discount, we hold the number of bidders fixed at one of six possible bidder combinations that could arise with 2 small and 3 large potential entrants. We depict in black the profile under endogenous entry. It is steeper than the other profiles, reflecting that as the discount increases, it becomes more likely that the number of bidders is composed of a larger number of small bidders and a lower number of large bidders obtain. These competitive environments correspond to the higher gray profiles.

Figure A-2: Equilibrium under No Bid Discount, Project 1



Note: the top panel depicts the optimal participation schedules for the two groups of bidders when  $\delta = 0$ . An optimal participation schedule reflects the proportion of bidders from group  $k$  who optimally choose to participate for a given level of participation by the other group,  $p_{-k}$ . The bottom two panels show the expected variable profit from participation excluding bid preparation costs associated with optimal participation level for a given level of participation by the other group,  $p_{-k}$ .

Figure A-3: Equilibrium under No Bid Discount, Project 1,  $N_{small} = N_{large} = 2$



Note: this figure replicates the analysis in Figure A-2, but changes the number of potential large entrants to be the same as potential small entry by setting  $N_{small} = N_{large} = 2$ .

### **3 Summary of Discussion with Industry Insider on the Timing of Information Flow**

We spoke to a former construction manager for a large, publicly traded building and construction company whose job involved preparing bids for projects. His description of the bidding process largely overlaps with our assumed information structure. He initially purchases project plans and at that time obtains a list of other plan holders that he updates continuously. He stated that he is able to estimate his company's cost of completing individual items on the contract relatively accurately for small and standardized items based on the official project plans alone. However, the 10 to 15 largest items on a contract are typically complex and less well-defined. On these items - in his opinion accounting for 80% or more of the total value of the contract - he spends significant resources both in terms of time and money on identifying and negotiating with subcontractors, estimating the cost of materials and labor, etc. This is in line with our assumption that a company cannot accurately determine its cost of a project based on the plans alone, but needs to engage in a costly estimating process.

He also confirmed that subcontractors play an important role in transmitting information between potential bidders about which competitors will ultimately be active in the auction. Subcontractors obtain plan holder lists and contact all prime contractors that are package holders to find out whether they intend to bid on the project and would be interested in contracting out a portion of the contract. Since it is costly for a subcontractor to put together a cost estimate for the prime contractor and since the prime and subcontractor are in long-term, repeated relationships, he suggested that prime contractors reveal honestly whether or not they plan on bidding. Negotiation between prime contractors and subcontractors typically continues right up to the moment of bid closing making price leakage difficult.

## 4 Additional Figures and Tables

Table A-1: Comparison of Entry Probabilities, Estimation and Simulation Analysis

Project type	Entry Probabilities			
	Estimation		Simulation	
	Small Firms	Large Firms	Small Firms	Large Firms
Small, rural, rd repair / bridge	0.7598	0.6138	0.7936	0.6148
Medium, rural, rd repair / bridge	0.6581	0.5141	0.6564	0.5574
Large, rural, rd repair / bridge	0.5528	0.6741	0.5844	0.7114
Small, urban, rd repair / bridge	0.5713	0.6593	0.6231	0.6432
Medium, urban, rd repair / bridge	0.2979	0.6794	0.3897	0.6409
Large, urban, rd repair / bridge	0.5366	0.6915	0.5503	0.6996
Small, rural, other work	0.5868	0.4554	0.6244	0.4543
Medium, rural, other work	0.5532	0.3650	0.5567	0.4181
Small, urban, other work	0.4949	0.6183	0.5458	0.6061
Medium, urban, other work	0.4626	0.5916	0.5324	0.5735
Large, urban, other work	0.3437	0.8567	0.4136	0.8441

Note: the table compares predicted probabilities of entry generated by our simulation routine with  $\delta = 0.05$  and by the estimation procedure. The small discrepancy in the predicted probabilities of entry arises because in the simulation routine, we have to trim the support of the project cost distribution to ensure that the density is sufficiently far away from zero.



Figure A-4: Predicted and Actual Bid Residuals

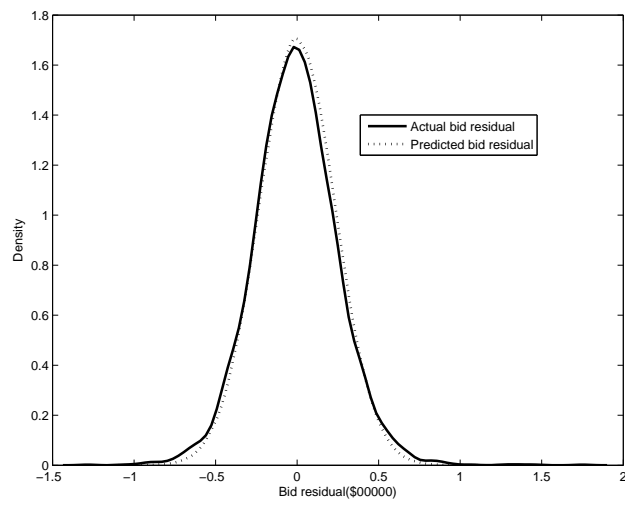
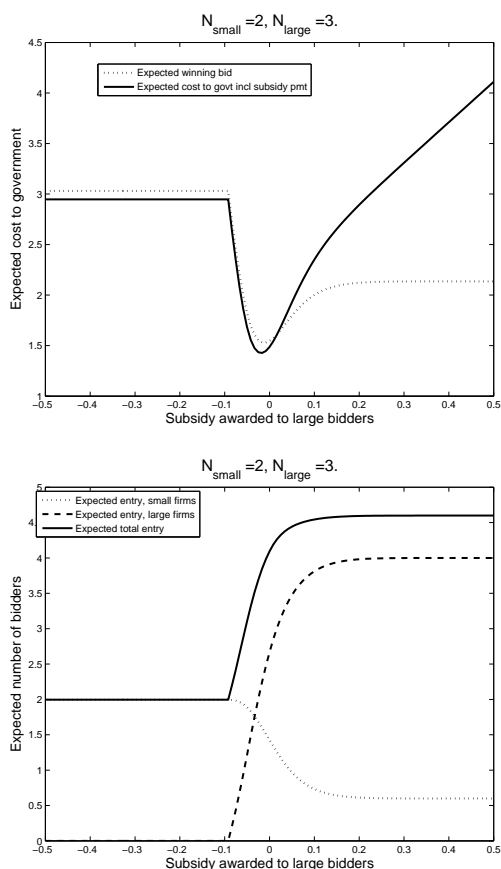


Figure A-5: Expected Cost and Entry under Alternative Subsidy Levels, Sample Project 2



Note: the panels display the cost to the government and entry as a function of the subsidy to large bidders, holding the subsidy for small bidders fixed at the cost-minimizing tax level. Negative subsidy levels correspond to taxes. The expected winning bid reflects the following interplay of participation and bidding decisions. For subsidy levels below -0.09, only small firms are in the market and pay their optimal subsidy, resulting in a constant winning bid. As the tax charged to large bidders starts declining, large bidders begin entering the market, resulting in an overall increase in the number of bidders. This causes the winning bid to begin declining. For this project, large bidders are less efficient. The winning bid start rising again for higher subsidy levels once the additional entry of less efficient, large firms is not sufficient to offset the reduced entry of small firms. Since all firms participate for subsidy levels above 0.2, neither group’s strategy changes for subsidies above this threshold.

## References

- Krasnokutskaya, Elena.** 2009. “Note on the Identification of the Entry Cost Distribution in the Presence of Unobserved Heterogeneity.” Unpublished.
- Krasnokutskaya, Elena.** Forthcoming. “Identification and Estimation in Highway Procurement Auctions under Unobserved Auction Heterogeneity.” *Review of Economic Studies*.